

e-PODIUM

(Model : JIP-390U Dual)



e-PODIUM, Inc

What is e-Podium ?

- . All in one, integrated solution

- Built in computer, Microphone, Speaker, Audio/video output and input channels.

- . Integrated Control System through Network

- Can control max 900 e-Podiums as well as the devices in the lecture rooms.

- . Writable screen that enables presenter to deliver a lecture or presentation while writing or drawing onto the screen

- . Dual Monitor

- While delivering a presentation , the another monitor can be used for the next presentation

- . The product can be configured according to the size of room, requirements of audio output power, and size of the screen.

- . Support HDMI

- Enable to display Hi-Definition image by adopting HDMI

What is e-Podium ?



Applications

Application	Detail
Colleges, Universities	e-Lecturing, Multimedia Presentation
Hospitals	Seminar, Conference, Medical training
Military	Conference for strategy and tactics
Government	Presentation or lecture
Enterprise	Presentation or lecture

Applications (Classroom & University)



Applications (Conference room)



Product (Name of Components)



Product (Function)

1. Sliding Upper Plate

- Using a strong material of ABS
- Cover the monitor
- Refined design



2. Tablet Monitor

- Writable onto the monitor
- Provide a efficient education environment



3. LCD Dual Monitor

- While delivering a presentation on main monitor , the another monitor (Sub-monitor) can be used for the next presentation



4. Gooseneck & Wireless Microphone

- Conduct a efficient classes freely, comfortably



Product (Function)

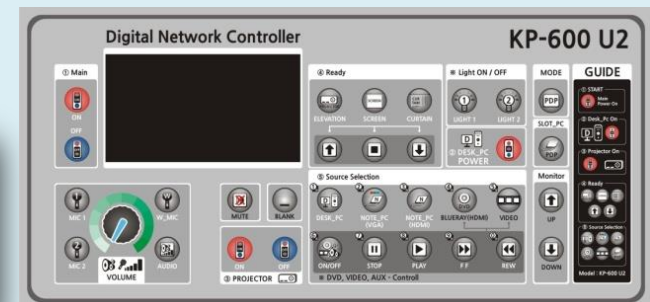
5. Mouse hole and other supports
 - Support a convenience



6. Keyboard Tray
 - Support a efficient classes and comfortable education environment



7. Controller Keypad
 - Can control several devices easily (PC, Projector, Curtain, Lighting, DVD, VTR, etc..)



Product (Function)

8. USB, Internet LAN, Power Switch for Laptop PC
- Support a convenience



9. Drawer
- Storage materials in the drawer

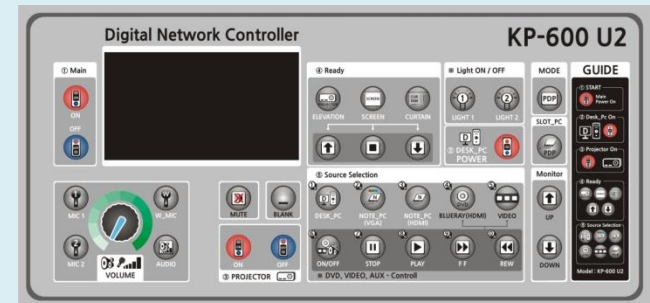
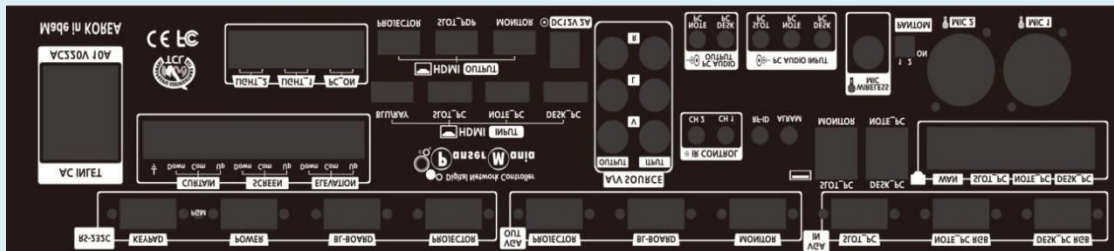



10. Writing S/W
- Enable presenter to deliver a lecture or presentation while writing or drawing onto the screen

Product (Function)

11. Integrated Network Controller

- Secure for projector and internal equipment desk, step 2 alarm, SMS notification
- Control: 2 Lightings, 1 Screens, 1 Projectors, 1Blinds, PC, 1 Lifts, 1 Alarm, 4 Power switches
- Can connect with several external devices (Laptop, Document Camera, VTR, DVD, etc)



Model	Specification	Product Image
<p>JIP-390U Dual</p>	<ul style="list-style-type: none"> . 19" Tablet Monitor . 10.4" LCD Dual Monitor . KP-600U2 Network Controller . Control KeyPad . 120 W Amplifier . Gooseneck & Wireless Microphone . 60W Speakers . Network software . Writing software . Optional PC with keyboard, mouse . Dual Monitor –While delivering a presentation, the other monitor can be used for the next presentation . Support HDMI - 1Ch Input & 3Ch Output . Network Software enables to control 1 projectors, 1 screens, 1 electronic controlled curtains, 2 lightings . Built in 2 USB ports . Built in drawers 	

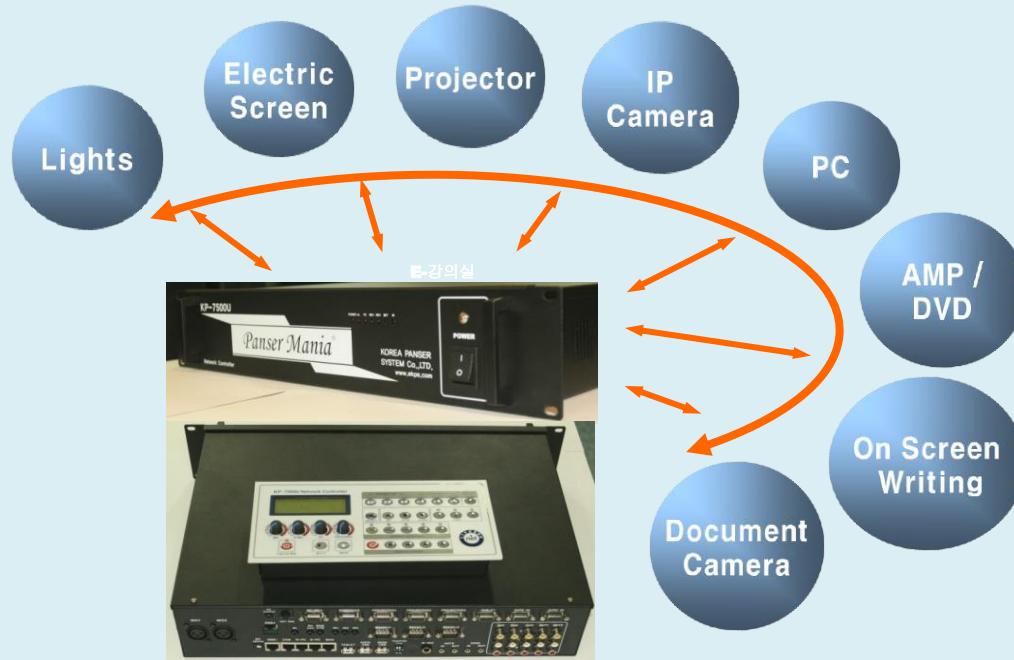
Network Controller (Product Concept)

e-PODIUM, Inc provides its own network controller box for connecting various devices in lecturing / presentation environment

The controller is mounted on the inside of the e-Podium which stores all devices such as PC, Multi Media equipments provided in a lecture room. The controller is used to manage not only the PC, Multi Media equipment but also all the devices in the room including the projector, electric screen, motorized blinds, PC's ON/OFF, connection of alarm device, IP camera without a separate remote control or a control unit.

The controller is able to produce real-time contents using tablet monitors and is an essential device to build e-Teaching, u-Learning System. The video / audio mixer device must be built in the controller.

Network Controller(Product Concept)



If the recent controllers have had a simple remote control functionalities, our controller has the capability to manage, create real-time contents, and monitor theft of expensive equipments in the lecture room as well as manage projector's maintenance.

KP-600U2 controller is a unique device that acts as a server managing up to 900 e-desks. Self-Diagnostic utility is also provided to allow a quick response to problems that may occur during installation and operation.

Network Controller (Functions)

Overview

Integrated Control System, through network, is connected to every lecture room's KP-600U2 controller regardless of PC status. It is economical since one PC (Windows XP, Windows 7) can manage 900 lecture rooms.

Major Functions

- 1. Theft Monitoring:** security for projector and internal equipment desk
- 2. IP Camera:** Real Time Monitoring and Recording
- 3. Control:** 2 Lightings, 1 Screens, 1 Projector, 1 Blinds, PC, 1 Lifts, 1 Alarm, 4 Power switches
- 4. Licensing:** Local Password, Network Password, Scheduling of class periods, All Entry/Exit (Start/Shut Down)
- 5. Patrol Function:** Can be connected to any PC anytime, anywhere using USB memory
- 6. Device Record Management:** Management of Projector's Lamp Use Time (Also available for Projectors not equipped with its own functions)

Network Integrated Control



(Classroom A)



(Classroom B)



(Classroom Z)



(Control Center)





(Server)

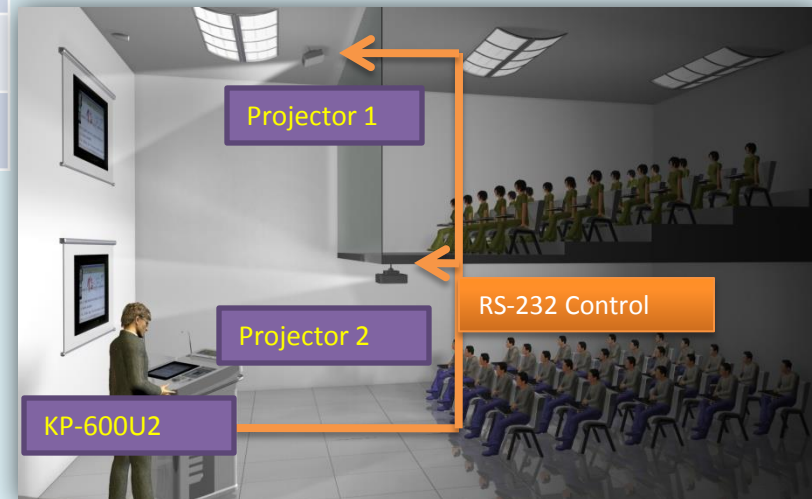


KP-600U2 CONTROLLER



Model #1 : 2 Projector System

ITEM	Q'ty	Contents	
E-Podium	1	KPC-390U	
PC	1	Built-in e-Podium	
Notebook	1	Teacher's	
Projector	2		
Controller	1	KP-600U2	
AMP. SPK.	1	Amplifier & Speaker system	
Wireless.MIC.	2	Each floors	
Blue Ray	1		
DVD/VTR	1		

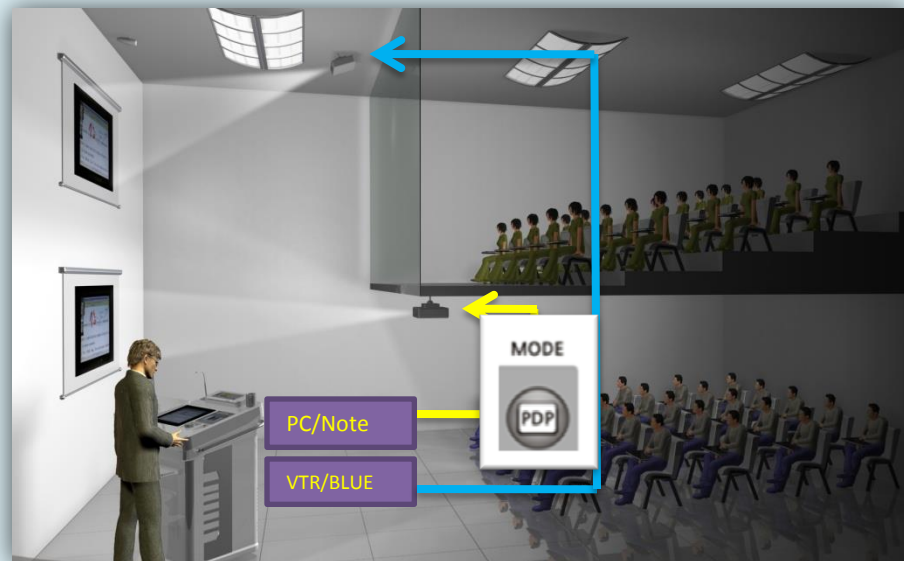


Control Flow

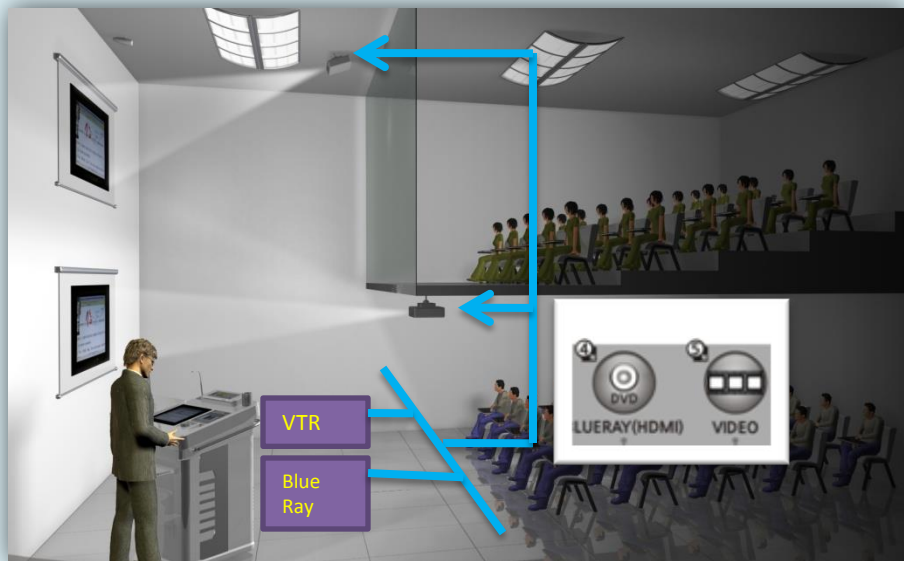
Source Flow of 3 Ways Switch Type (Include HDMI)



PC Mode





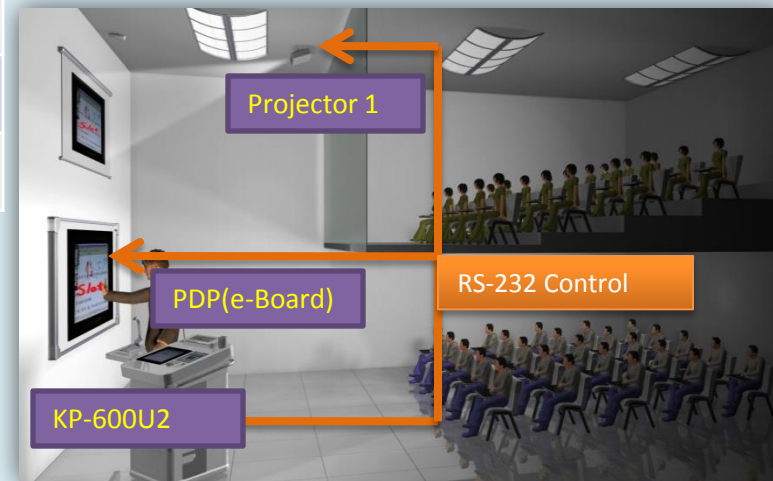
Complex Mode



Video Mode

Model #2 : 1 Projector + 1 PDP(e-Board) System

ITEM	Q'ty	Contents	
E-Podium	1	KPC-390	
PC	1	Built-in e-Podium	
Notebook	1	Teacher's	
SLOT PC	1	Built-in PDP	
Projector	1		
Controller	1	KP-600U2	
AMP. SPK.	1	Amplifier & Speaker system	
Wireless.MIC.	2	Each floors	
Blue Ray	1		
DVD/VTR	1		



Control Flow

Control Pad

Digital Network Controller **KP-600 U2**

① Main

ON
OFF

GRP 01 No. 07
SOURCE DESK-PC
Projector 1 On
PDP 1 On
Vol. Mic 70% Audio 43%

④ Ready

ELEVATION SCREEN CURTAIN

⑧ Light ON / OFF

LIGHT 1 LIGHT 2

MODE

PDP

SLOT_PC

PDP

⑤ Source Selection

1. DESK_PC 2. NOTE_PC (VGA) 3. NOTE_PC (HDMI) 4. BLUERAY(HDMI) 5. VIDEO

6. ON/OFF 7. STOP 8. PLAY 9. F F 10. REW

③ PROJECTOR

MUTE BLANK

ON OFF

⑥ DVD, VIDEO, AUX - Control

Monitor

UP

DOWN

GUIDE

① START

Main Power On

② Desk_Pc On

③ Projector On

④ Ready

⑤ Source Selection

Model : KP-600 U2

① Main

ON

OFF

Macro Command for
START & END
of lectern

MIC 1 W_MIC

MIC 2 AUDIO

VOLUME

MUTE

Volume Control

Monitor

UP

DOWN

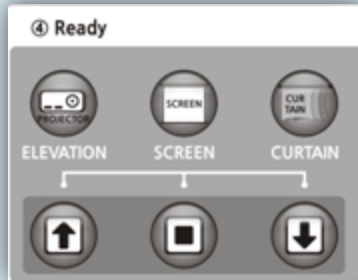
Monitor angle Control

Control Pad

④ Ready

ELEVATION SCREEN CURTAIN

UP/DOWN Control



UP/DOWN Control

※ Light ON / OFF

LIGHT 1 LIGHT 2



Light ON/OFF

Digital Network Controller KP-600 U2

① Main

ON OFF

GRP 01 No. 07
SOURCE DESK-PC
Projector 1 On
PDP 1 On
Vol. Mic 70% Audio 43%

MUTE BLANK

MIC 1 W_MIC
MIC 2 AUDIO

VOLUME

② PROJECTOR ON OFF

④ Ready

ELEVATION SCREEN CURTAIN

UP/DOWN Control

⑤ Source Selection

1. DESK_PC 2. NOTE_PC (VGA) 3. NOTE_PC (HDMI) 4. BLUERAY(HDMI) 5. VIDEO

6. ON/OFF 7. STOP 8. PLAY 9. F F 10. REW

※ DVD, VIDEO, AUX - Control

※ Light ON / OFF

LIGHT 1 LIGHT 2

② DESK_PC POWER

③ PDP

SLOT_PC

PDP

Monitor

UP

DOWN

GUIDE

① START Main Power On

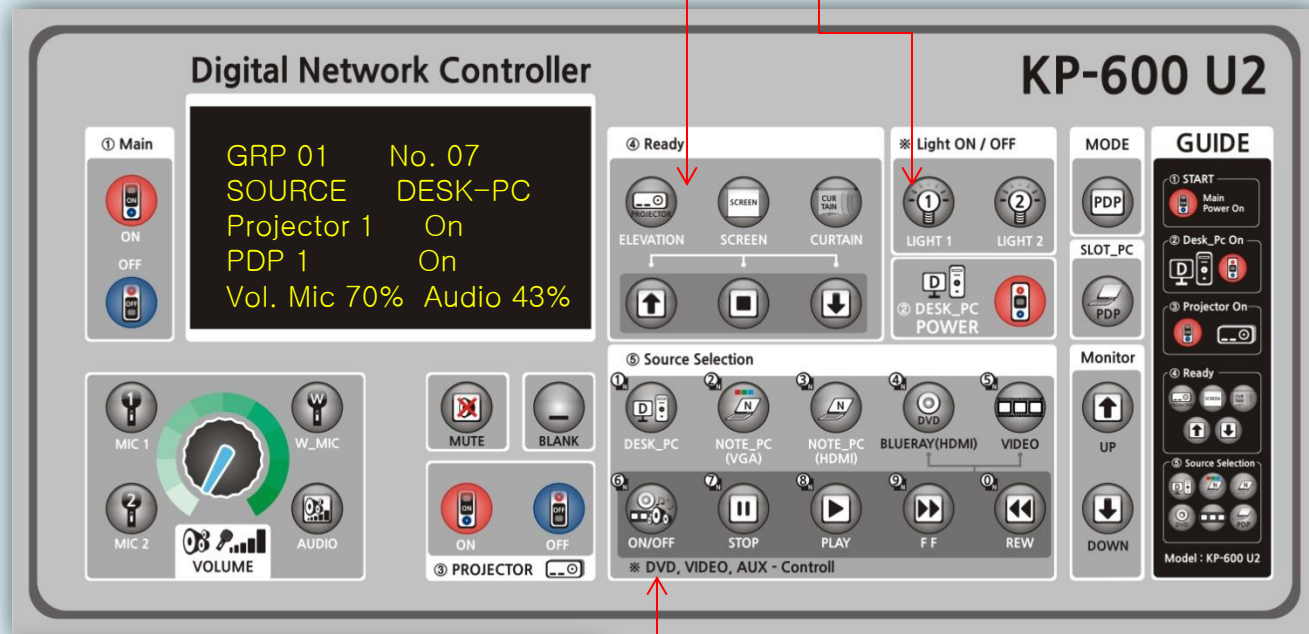
② Desk_Pc On

③ Projector On

④ Ready

⑤ Source Selection

Model : KP-600 U2



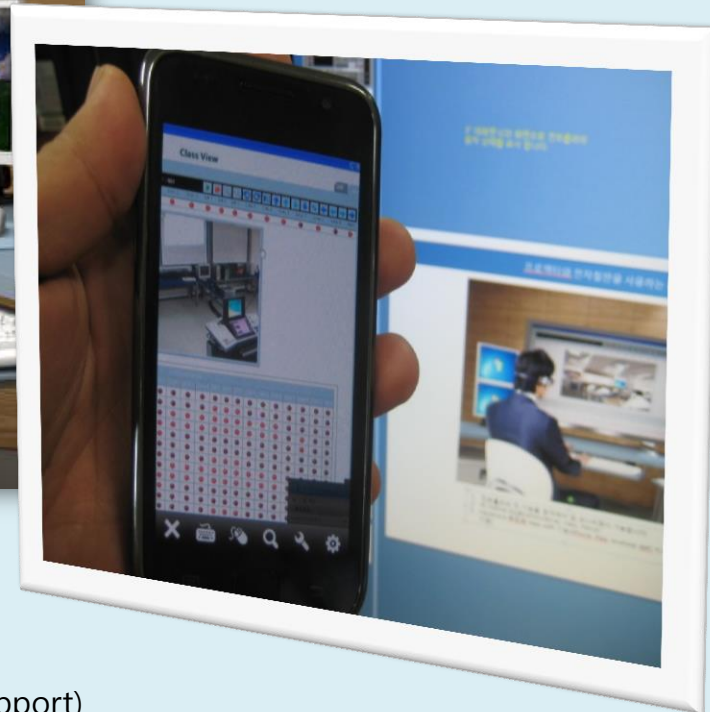
⑥ ON/OFF ⑦ STOP ⑧ PLAY ⑨ F F ⑩ REW

※ DVD, VIDEO, AUX - Control



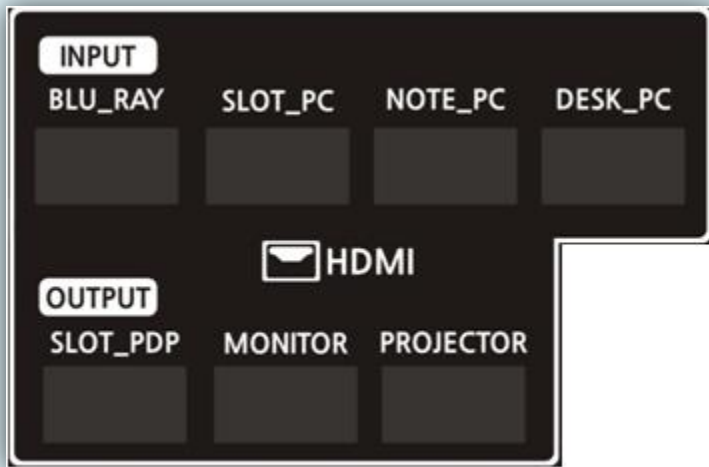
DVD/VIDEO/BLUERAY Control

Network Function




1. Enable to do remote control & monitoring all functions of controller
2. PC Native Application(Server, View, Patrol)
3. Stand-alone Hardware Web APP function (iPhone, iPad, Android, WiFi Support)

Several Image Input & Output and Built-in 5 Port HUB for Hi-Definition Image



1. 1920 * 1080 FULL HD Support



2. RCA IN /OUT



3. VGA In / OUT



Visible 4 Port with Internal 1 Port for EMS

Power control/ Security/ Alarm System linked with IP Camera

3 - 1 <KPS RND Demo1> Classroom Status

WWW.EKPS.COM
Best U-Study Solution

Class View

GRP One

Group No

1 <KPS RND Demo1> GRP No : 3-1 IPCamera : 175,196,196,150 PORT : 9001

2ndA/C 3rdA/C 4thA/C Prjt 1 Prjt 2 Prjt 3 Scrn 1 Scrn 2 Scrn 3 Lift 1 Lift 2 Lift 3 Crtn 1 Crtn 2 Crtn 3 Lmp 1 Lmp 2 Lmp 3 Alert

2011/03/16 16:57:06

3-1 Equipment Log

Time	Equip	1stA/C	2ndA/C	3rdA/C	4thA/C	Prjt 1	Prjt 2	Prjt 3	Scrn 1	Scrn 2	Scrn 3	Lift 1	Lift 2	Lift 3	Crtn 1	Crtn 2

Used ON OFF Stolen Busy



AC INLET

AC220V 10A

Made in KOREA

DOOR ALARM

CURTAIN SCREEN ELEVATION

Down Com Up Down Com Up Down Com Up

LIGHT_2 LIGHT_1 PC_ON

eKPS.COM
Product for Human being

Product (Specification)

1. Model : KPC-390U DUAL

2. Materials

- The upper board : Injected ABS with clear coating
- The substructure : Steel material treated by powder coating

3. Compositions

Classify	Description
Main Monitor	19" Tablet Monitor
Sub Monitor	10.4" LCD Monitor
Controller	KP-600U2
Amplifier	120W
Mic.Set	Gooseneck Microphone & Wireless Microphone
Speaker	60W (Wall mount, Pair)
Writing Software	
Network Software	
PC/Key Board/ Mouse	Optional

Product (Specification)

4. Composition

① Lecture Desk

Manufacture/Origin	e-PODIUM, Inc – Made in KOREA
Style	Upper board sliding Open/Close
Material	Upper board – Injection ABS / STEEL Lower Part – STEEL
Coating	Powder coating, Heat Treatment
Monitor Angle Control	15 degree basic angle
Slide	Upper board – Monitor protection and stand for a notebook
Locking Device	Upper board – Power control from Controller Located in Sliding cover Lower part – The front and back side
Cup holder	Cup holder on the upper board
CAN ON JACK	Gooseneck Microphone
Standard	International Standard 19" Rack Type W: 850 × D:750 × H: 1200 mm
Fixing & Moving	Movable wheels equipped

Product (Specification)

② 19" Wide Tablet Monitor (Writable)

Classify	Specification
Model	KPS-19MWAA
Active Screen Size	19" 408.24 x 255.15mm
Tablet Type	Electromagnetic Induction Type
Resolution	1440 x 900
Contrast Ratio	850:1
Brightness	250 cd/m ²
Viewing Angle	±85° (H) ±80° (V)
Tablet Resolution	2000 lpi
Pen Pressure Sensitive	1024 Levels
Accuracy	+/-0.5mm
Report Rate	125 reports/per second
Interface	15 pin D-sub, USB
Weight	5.63 kg
Operating System	Windows 7/XP/Vista

Product (Specification)

③ 10.4” LCD Monitor

Display Area (mm)	211.2(W) x 158.4(H), 10.4 inch
Number of Pixels	1024(H) x 3(RGB) x 768(V)
Pixel Pitch (mm)	0.206 x 0.206
Brightness (cd/m ²)	300
Response Time (ms)	25ms
Viewing Angle	140 degree (Horizontal), 120 degree (Vertical)
Power Consumption	6.41w
Module Size (mm)	236(W) x 174.3(H) x 7.4(D)
Module Weight (g)	380g
Power Supply	DC 12V
Input	RGB Only

Product (Specification)

③ KP-600U2 Controller Standard

Composition

Classify	Name	Size	Specification
Basic Composition	Body of Controller	W483D300H90[19"2U]	19" Rack Type 16*2 LCD & RS-232 / IR Input Switch
	KeyPad	7 Inch Wide	3" Graphic LCD KeyPad (Option : 7" Touch Screen)
	Power Distribution unit		8 Port socket having remote control function
	CD-ROM	700M/80Min	Supporting S/W

Function

Classify	Name	Contents	Specification	
Control Panel	Indicator	3" Dot matrix LCD	Indicate the status of controller	
	Class Start/End	One Touch type	Whole control for devices [Start/End] Interlock control	
	Volume Control	Select 4 Volumes		Wire Mic. 2CH, Wireless Mic. 1CH, Audio 1Ch
		Encoder Volume		Control the selected volume
		Mute		Shut off the sound of Amplifier
	Projector Control	Projector Power ON/OFF		Automatic / Manual / Remote Control
		BLANK Function		Shut off Projector's Screen

Product (Specification)

Control Panel	Control	Elevation UP/DOWN	Automatic / Manual / Remote Control
		Electric Screen UP/DOWN	Automatic / Manual / Remote Control
		Motorized Blinds OPEN/CLOSE	Automatic / Manual / Remote Control
		Lighting 1 Power ON/OFF	Automatic / Manual / Remote Control
		Lighting 2 Power ON/OFF	Automatic / Manual / Remote Control
		PC Power ON/OFF	Automatic / Manual / Remote Control
	Source Change	Change to Projector Input	RGB1 - Desktop/ Laptop/Slot PC RCA - DVD/VIDEO HDMI - Bluray only
		Change to PDP mode	RGB1 - SLOT PC RGB2 - Desktop/ Laptop RCA - DVD/VIDEO HDMI - Bluray
		Change to PC	Change SLOT PC for Interactive Board to Input source (Send Images through a Projector)
	Visual devices Control	Bluray/DVD Control (IR System)	Stop, Play, REW, FF, Power
	Motorized Monitor Control	Motorized Monitor UP/DOWN	Manual Control
	Password Function	RF Card&Finger Print	2P port
Local Password		Password with 4 decimal number	
Front of Panel	Indicator	Dot matrix LCD	Indicate the status
	IR Receiver	1 Ch	Learning IR Data
	Button System	3 Button	Set, Up, Enter

Product (Specification)

Supporting S/W

Supporting S/W	K EMS Server	Server for collecting data	Control max 1,500 e-Podium through 1 PC
	K EMS Viewer	Interfacing for manager or user	Monitoring and control 900 controllers simultaneously SMS reporting
	K EMS Patrol	Portable S/W for monitoring	Applying USB Portable Software Automatic formation, start and log-in
	K EMS Smart	For smart phone	Small Viewer for using TeamViewer Software
	K ezTCP	Set-up program of Controller Network condition and Set-up Utility	Configuration only for KPS Products Port Scan, Port Viewer, User PC Information

Product (Specification)

Input/Output

Main body of Controller	VIDEO 8 IN		
	DVI IN1	1Ch	Desktop
	DVI IN2	1Ch	Laptop
	DVI IN3	1Ch	SLOT-PC
	HDMI IN	1Ch	Bluray
	VGA IN1	1Ch	VGA for Desktop
	VGA IN2	1Ch	VGA for Laptop
	VGA IN3	1Ch	SLOT PC VGA
	RCA IN 1	1Ch	AV input of Bluray or DVD Combo
	VIDEO 7 OUT		
	HDMI OUT	1Ch	For Projector (DVI Change supportable)
	DVI OUT1	1Ch	For Monitor
	DVI OUT2	1Ch	For Interactive Board PDP (Projector 2)
	VGA OUT1	1Ch	For Projector
	VGA OUT2	1Ch	For Monitor
	VGA OUT3	1Ch	For Interactive Board PDP (Projector 2)
	RCA OUT	1Ch	Projector
	AUDIO 5 IN		
	Microphone 1	2Ch	3Port canon balance type [Phantom supportable]
	Microphone 2	1Ch	For 5.5mm Wireless Microphone
	Desktop	1Ch	3.5mm Audio Input
	Laptop	1Ch	3.5mm Audio Input
	SLOT PC	1Ch	3.5mm Audio Input

Product (Specification)

Main body of Controller	AUDIO 3 OUT		
	SLOT PC	1Ch	3.5mm Insert Jack
	Desktop	1Ch	3.5mm Audio Output
	Laptop	1Ch	3.5mm Audio Output
	RS232 3 IN/OUT		
	RS-232	1Ch	Projector control
	RS-232	1Ch	Interactive board control (Projector 2)
	RS-232	1Ch	For Keypad [Power supplying]
	IR 1 IN/ 2 OUT		
	IR IN 1	1Ch	IR Data Learning
	IR OUT 1	1Ch	Projector Control
	IR OUT 2	1Ch	Bluray or DVD Combo Control
	LAN 1 IN/ 4 OUT		
	LAN IN 1	1Ch	WAN Input
	LAN OUT	4Ch	IP camera/Net Working Desktop/ Laptop
	Power 2 IN / 3 OUT		
	DC 12V IN 1	1Ch	DC 12V SMPS 3.0A
	AC V IN	1Ch	AC 100 ~ 250 (For Power Distributor)
	AC V OUT	3Ch	Electric Blind, Screen, Elevation Control
	Earth	1Ch	Earth(Ground)

Product (Specification)

Main body of Controller	Dry Contact 1 IN / 4 OUT		
	Door IN 1	1Ch	3.5mm
	Lighting OUT 1	1Ch	2Ports
	Lighting OUT 2	1Ch	2Ports
	PC Control OUT 1	1Ch	
	USB 2 IN / 2 OUT		
	DESK-PC IN 1	1CH	
	NOTE-PC IN 1	1CH	
	Monitor Out 1	1CH	
	SLOT-PC	1CH	

Power Distribute Unit	A/C Power 1 IN / 4 OUT		
	AC IN 1	1Ch	Direct Power supplying/ Breaker
	OUT 1 PC & Monitor	1Ch	2Port Socket [1st Remote Control A/C outlet]
	OUT 2 Amp. & W_Mic.	1Ch	2Port Socket [2nd Remote Control A/C outlet]
	OUT 3 Bluray & DVD	1Ch	2Port Socket [3th Remote Control A/C outlet]
	OUT 4 Regular Power	1Ch	2Port Socket

Product (Specification)

Features

Function	Specification
Network	Enable to do remote control & monitoring all functions of controller. PC Native Application(Server, View, Patrol) Stand-alone Hardware Web APP function (iPhone, iPad, Android, WiFi Support)
Multi-Password	Local password : a local password given to each controller (Classroom)
Supporting HDMI	Enable to display Hi-Definition image by adopting HDMI
5Port Network HUB	Enable to use 1 Line WAN assigned to a classroom on 4 devices (Individual IP assignment system)
Supporting Slot PC for Interactive Board	Enable to select RGB1, RGB2, HDMI, RCA Input to support SLOT-PC built in LCD/PDP for Interactive Board. Enable to send images on SLOT PC to a large-screen through a projector. Enable to use 3 PC input port of Desk top PC / Lap top / Slot PC.
Link with IP Camera	Enable to monitoring door open, Projector theft, etc in real time through IP camera and also can record them directly on manager's PC.
Power Management	The power of AC Outlet can be controlled On/Off at midnight & during on vacation by remote control and it can prevent from electrical accidents.
Management of Lamp life for Projector	Enable to manage lamp life of Projector by installing S/W regardless of the life management function.
PC Power On/Off	Don't need to open front door in order to on/off PC power.
2 Alarm Steps	When someone try to steal a device, - First step : To warn by Beep sound which is generating in controller. - Second step : After the situation is delivered to manager's monitoring PC through K EMS, main alarm will be sounded by manager's Alarm On command.

Product (Specification)

⑤ Amplifier

■ Model : Panse Mania M-3 (120w)	
■ Electrical Specification	
■ Specification of Amplifier Input/Output	
● Microphone / Line Input Channel	3ch/3ch
● Microphone Input Impedance.....	Parallel Type, 1.5K Ω @1KHz
● Line Input Impedance.....	Parallel Type(LINE1)/Nonparallel Type(LINE2,3), 1.5K Ω @1KHz
● Maximum sensitivity of Microphone/Line Input	-60/-30dBu
● Total Output Power,240W@4 Ω , 1KHz	+98dB(MIC)
● Recording Output Level	0dBu, Nonparallel Type
● Amplifier Output Level	0dBu, Parallel Type
● Microphone Voice Quality	500KHz~10KHz Variable Frequency, Gv=+/-12dB
● Line Voice Quality	100Hz(Low)10KHz(High), Gv=+/-12dB
● Master Voice Quality	100Hz(Low)10KHz(High), Gv=+/-12dB
■ Speaker Output Specification	
● Rated Power	120Wrms 4~8 Ω
● Frequency	+1, -3dB(Rated output, 20Hz ~ 20KHz)
● Negative Feed Back.....	Less than 0.1% @30W / 4~8 Ω (20Hz ~ 20KHz)
● Signal/Noise Ratio	More tan 100dB @Microphone (200 Ω Cut-off, 22~22KHz Band filter equipped)
■ Voltage and Power Consumption.....	200V ~,60Hz, max 250W
■ Dimension and Net Weight (Before packing).....	483(W) \times 88(H) \times 257(D)mm,8kg

Product (Specification)

⑥ Wireless Microphone

Classify	Transmitter	Receiver
Carrier Frequency Range	925.4MHz ~ 931.8MHz	925.4MHz ~ 931.8MHz
RF Output	10~30mW	
Stability	+/-10ppm	+/-10ppm
S/N Ratio		> 100dBm
Sensitivity		-95dBm to -60dBm space 5dBm/step
T.H.D		< 0.5%
Power	100~240V 50~60Hz with 12V Adapter	

⑦ Gooseneck Microphone

Model	KP-M3	Remark
Polar Pattern	CARDI01D	Suitable for Speech and Conference
Frequency response	150Hz ~ 17KHz	Frequency Range
Sensitivity (0dB=1V/Pa 1KHz)	-46dB	Sensitivity
Output Impedance	600 OHM Balanced	Impedance Output
Length	55 Cm	

Product (Specification)

⑧ Speaker (Equipped with Wall)

Classify	Specification
Colour	WHITE
Frequency Range	40Hz~20KHz
Impedance	8 Ω
Woofer (Low)	4" Woofer
Tweeter (High)	1" Tweeter
Output	60W
Sound Pressure (1m/1W)	90dB
Weight	2.4 Kg
Dimension (W×H×D)	160 x 270 x 170

Product (Specification)

⑩ Network S/W

Classify	Name	Contents	Characteristics
Basic Composition	DLSC Server	TCP/IP Packet Communication Server	900 DLSC(e-Podium's Controller) reception available
	DLSC Viwer	TCP/IP-based Viewer	900 DLSC condition Indication and Control(Dual Monitor)
	DLSC Patrol	USB Memory Stick Type's Patrol	DLSC Condition Indication and Control by Group
Class Management	Reservation	Linked with Class Timetable's D/B	Pass on the signal of class beginning by remote control
	Start	Begins the class at the request of each classroom	Pass on the signal of class beginning by remote control
	End	Instruct the end of class to Desk's controller	Pass on the signal of class end by remote control
Security	Projector	Watching through RS-232	Possible to monitor 3 Projectors
	Door Open	Theft monitoring of the equipments in Desk	Sense a door open
	Theft Indication	Door Open, Projector Stolen	
	Antitheft Alarm	Monitoring Network Cutoff	Voice warning
	Security Alarm	Separated Alarm equipment in classroom	Designed not to control at the Desk
Surveillance	Automatic Play	Play automatically upon inserting USB	Install the nearest local Network into the Desk
	Automatic Login	Memory of ID / Password	Shorten the execution time

Product (Specification)

Control	PC On Off	PC On Off by manual	
	Projector	Control through RS-232	
	Light	Remote control of lights in class	Light On flicker when stolen
	A/C Power PCU	Cut off A/C supply to the equipments linked with Desk	
	Others	Screen, Curtain, Elevation etc.	Individual control available
Other Support	IP Camera	Interlock when IP Camera is equipped	Replace a expensive VideoMetrix
	Registration	Input a standard name of equipments	
	Screen Indication	Support a screen of the whole, group and individual respectively	
	User Registration	Authorize individual PW to each Desk for the beneath of manager	Allow the use by connecting with a controller
	Projector's Life	Count the using time of Projector's light	Available to manage the projector having no life-cycle management of light
Registration Function	Equipment Registration	Registration of equipments in class	Manage the equipment's history
	IP Camera	IP registration of IP Camera	